

Hive.

designed by Roger Webb Associates



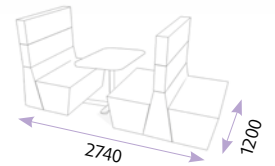
Hive.

Flexible furniture for productive people

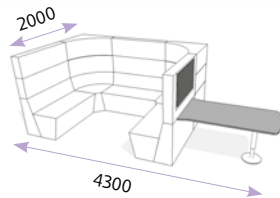
- Numerous configuration possibilities
- Optimises use of existing real estate
- Establishes different zones with no need to build walls
- Helps enhance and reinforce organisations' brand and culture
- Integrates power and technology
- Supports diverse working styles
- Creates inspiring environments to attract and retain the best talent
- Enables bespoke design of activity based settings
- Allows visual, territorial and acoustic privacy for individuals and groups



Banquette style booths for working, meeting or eating



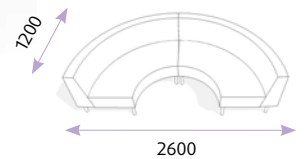
Multi-purpose meeting spaces with integrated TV and work surface for training and presentations



Collaborate.



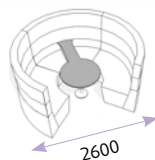
Simple curves create an elegant seating area



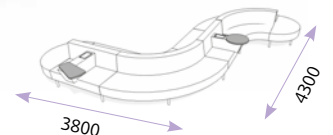
Focus.



Private pods with excellent noise reduction properties for collaboration or concentration



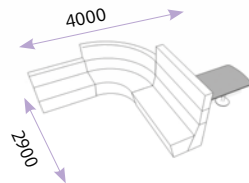
A dynamic sweeping shape creates a statement piece of furniture for communal spaces



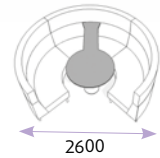
Space as a strategic business asset



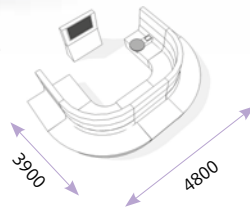
Varying the heights of the screens adds more versatility and interest



A semi-private meeting area aids team-working and sharing of ideas



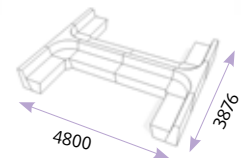
Benches on both sides maximise the number people that can be seated



Socialise.



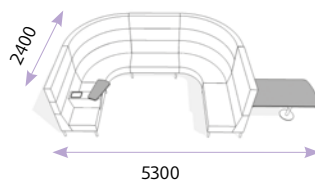
Define social areas with flexible seating



Learn.



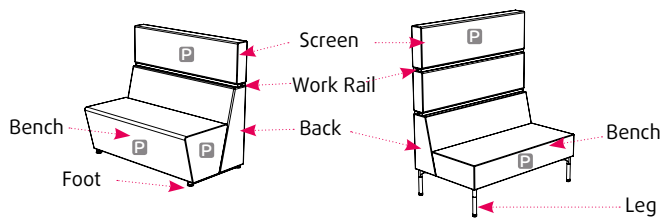
Integrated worksurfaces with built in power and data ports encourage seamless working




Connect.

* Please note dimensions are approximate.

Core components



 = Power position option

Hive's versatility is based around just four modular components: Backs, Benches, Screens and Work Rails. These modules can be curved or straight and are available in a choice of widths.

Integrated technology



Hive has been designed to integrate power modules and data points into a number of accessible positions. Fixed or freestanding TVs and displays can be accommodated in a variety of configurations.

Accessories

Complete your Hive design with integral work surfaces and tables, with or without integral power units.

An acoustic canopy with lighting creates a private space within an open environment.



Upholstered table



Rotating work surface



Round work surface



Cantilever work surface

Fabrics & finishes

Hive can be upholstered in a wide selection of fabrics and colours. The list of recommended fabrics can be found on our website: www.connection.uk.com

Work rails have the ability to support a range of useful accessories and work surfaces.

There are several attractive top options for all work surfaces. Contact us for details.



Work rail detail



Pod with integral work surface and canopy

Further information

For more information about Hive and guidance on how to order your Hive configuration, please see the Connection price list, ring us on +44 (0) 1484 600 100 or email sales@connection.uk.com

Case studies



Bridgeton Public Library, Glasgow



Alan Gilbert Learning Commons, University of Manchester



Learning Grid Routes, University of Warwick



Jyske Bank, Denmark



Meeting space, Kirklees College, Huddersfield



IT Suite, Kirklees College, Huddersfield

Head Office

Dogley Mills
Penistone Road
Fenay Bridge
Huddersfield
West Yorkshire
HD8 0LE

Tel: 01484 600 100

Email: sales@connection.uk.com

London Showroom

32/33 Dallington Street
Clerkenwell
London
EC1V 0BB

Tel: 020 7253 9877

www.connection.uk.com